

---

Artists' Books

2022 Digital Zine Swap

Semester 2

[art.rmit.edu.au](http://art.rmit.edu.au)



---

Ivry Elisabeth Barker  
Mya Cook  
Karmen Gibson  
Jade Goodsall  
Sharnin Hill  
Teegan Horat  
Nayeon Kim  
Chaewon Ko

Holly Lamprey  
Guaire McKenna  
The An Nguyen  
Vi An Nguyen  
Babette Price-Sofronidis  
Beth Sanderson  
Mol Stamatellis  
Kat Rae

Babette Price-Sofronidis



*a zine  
on motion*

*dance  
with me*




## × HOW TO BUILD THE 'DANCE WITH ME' ZINE

### WHAT YOU NEED:

- × PRINTER
- × CUTTING BLADE
- × CUTTING MATT
- × RULER

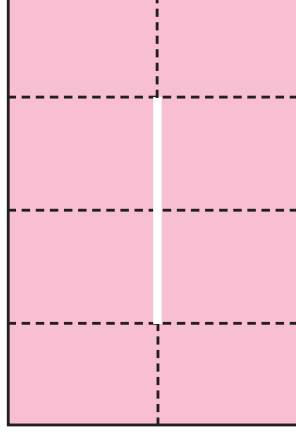
#### STEP 1

Place the paper in landscape and fold the paper horizontally in half and then lay flat again.



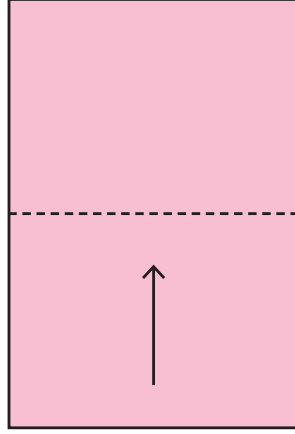
#### STEP 4

Cut a slit along the central, horizontal fold. Only slice along the two middle folds.



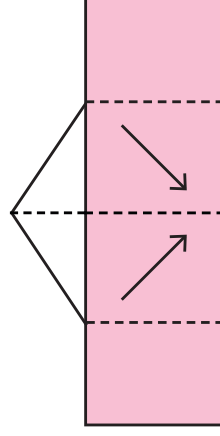
#### STEP 2

Now fold the paper vertically in half.



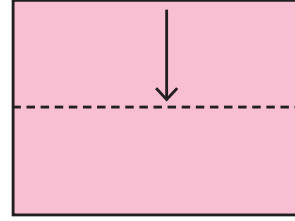
#### STEP 5

Push the ends together so that the middle section will make an 'X'.




#### STEP 3

Fold again vertically, creating eighths in the paper.



#### STEP 6

Fold over the middle sections and wrap around to make the book.



---

RMIT School of Art  
Printmaking  
Artists' Books

Louise Jennison (Lecturer)  
Jazmina Cininas (Course Co-ordinator)