

---

Artists' Books

2022 Digital Zine Swap

Semester 2

[art.rmit.edu.au](http://art.rmit.edu.au)



---

Ivry Elisabeth Barker  
Mya Cook  
Karmen Gibson  
Jade Goodsall  
Sharnin Hill  
Teegan Horat  
Nayeon Kim  
Chaewon Ko

Holly Lamprey  
Guaire McKenna  
The An Nguyen  
Vi An Nguyen  
Babette Price-Sofronidis  
Beth Sanderson  
Mol Stamatellis  
Kat Rae

Chaewon Ko


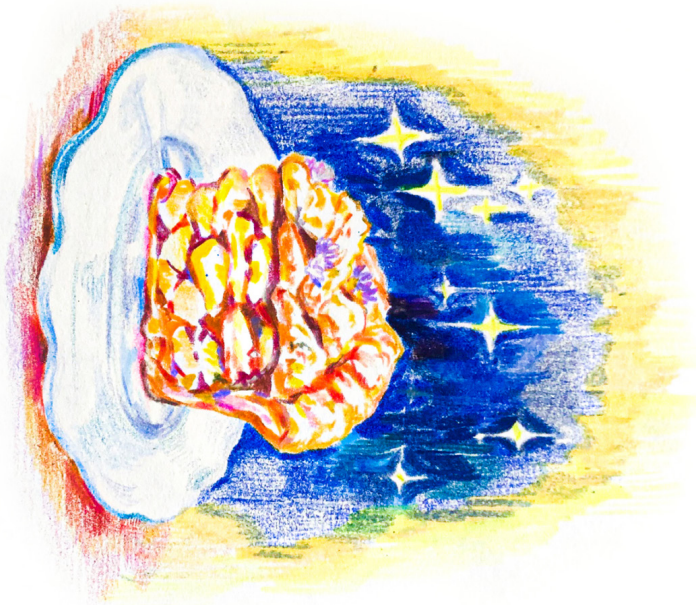


ROLL OUT THE DOUGH OF A CRUST IN A 9-INCH CIRCLE AND 1/8 INCH THICK. SLICE THE PLACE IT ON AN OVEN PAN.

PUT THE APPLE FILLING ON THE DOUGH. DECORATE WITH ASTERS AND A SONG OF A BLUEBIRD, BRUSHING WITH AN OIL OF FOUR-LEAF CLOVER.



BAKE THE PIE AT 180C FOR APPROX. 45 TO 60 MIN UNTIL THE CRUST IS GOLDEN BROWN.




HOW TO MAKE  
A SWEET HAPPINESS

Chaevon Ko






MOST IMPORTANTLY,  
ENJOY YOUR SWEET  
HAPPINESS WITH  
YOUR LOVED  
PEOPLE!



DONE!



PEEL AND SLICE APPLES.  
COMBINE SUNLIGHT REFLECTED FROM BUTTERFLIES,  
A POWDER OF UNICORN'S HORN  
AND ONE TEASPOON OF LAVENDER SYRUP.




PUT FLOUR AND PIECES OF BUTTER IN A BOWL.  
AND MIX WITH A POWDER OF SHOOTING STAR  
FOR SUGAR, A TEAR OF PASSION,  
AND 1/2 CUP OF THE FIRST DROPS  
OF THE SUMMER RAIN.




# ZINE INSTRUCTION

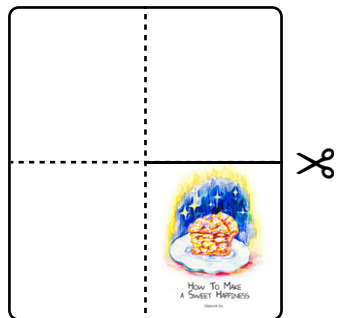
The zine should be printed in a double-sided page and flipped on short edge!




1. Cut off the both sides along the lines.



2. Fold paper outwards in half horizontally and vertically.



3. Cut through the top of the front cover.



4. Fold the paper and it's done!  
Enjoy your Zine!

---

RMIT School of Art  
Printmaking  
Artists' Books

Louise Jennison (Lecturer)  
Jazmina Cininas (Course Co-ordinator)