
Artists' Books

2021 Digital Zine Swap

art.rmit.edu.au



Lazarus Acres
Harry Andrews
Fergus Arundel
Charlotte Brown
Ashtyn Burnside
Mikayla Cairney
Ali Choudhry
Athena Day
Zhuofan Dong
George Jefford

Xinzhi Li
Christine Murray
Christine Nguyen
Kat Parker
Indiana Petkovic
Kathryn Ruddick
Cameron Aleksandor Sharrock
Zina Sofer
Pam Swanborough
Hongjia Wen
Lala Zarei

Fergus Arundel

Champagne
Champagne
Champagne
Champagne
Champagne
Champagne

A A A

g g g

b b b

Ferrous
Ards
Aunel
"Type
Explor
pation"

Chap
m
soc
cin
T
is
sta
H
p
c
e
n

Mono, 72pt
Mono
Mono

"I couldn't forgive him or like him, but I saw that what he had done was, to him, entirely justified."

Serif, 10pt

Serif, 32pt
Champagne

Mono, 10pt
"It is not the consciousness of men that determines their being, but, on the contrary, their social being that determines their consciousness."

Serif, 36pt
Hypocrisy

Mono, 34pt

Utilitarian

Mono, 36pt

Typeface

Serif, 56pt

Serif

Aa
Tl
0

Champagne Socialist is a variable typeface which explores the possibilities of computational typography. The typeface attempts to experiment with the concept of a single typeface for all applications, from a utilitarian monospaced sans-serif to an elegant and extravagant serif, and everything in-between. This more extreme use of the technology is purposefully used to explore the opportunities of the growing field and its truly variable application in the world of design.

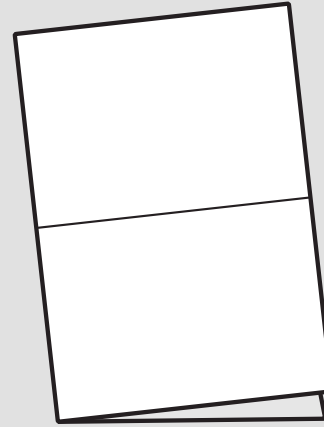
Champagne Socialist Type Specimen

Champagne Socialist is a variable typeface which explores the possibilities of the emerging technology. Champagne Socialist attempts to experiment with the possibility of a single typeface for all applications, from a utilitarian monospaced san-serif to an elegant and extravagant serif, and everything in-between. This more extreme use of the technology is purposefully used to explore the opportunities of the growing field and its truly variable application in the world of design.

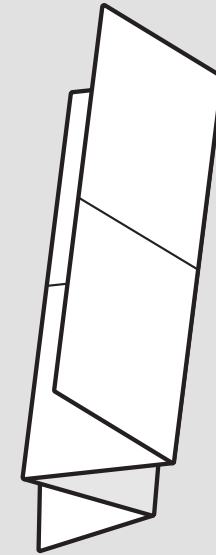
A → A → A



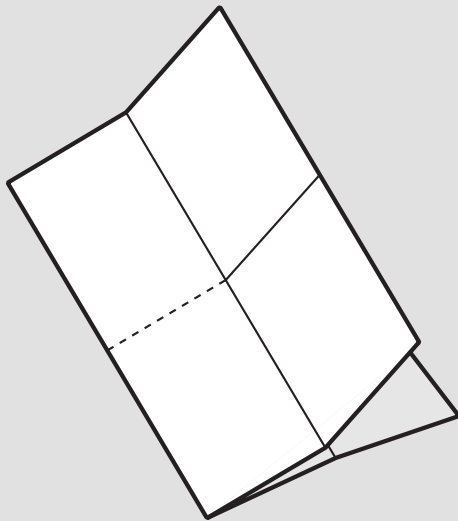
(1) Fold the paper (Zine Side) lengthwise, and open. Burnish with a bone folder each time you fold.



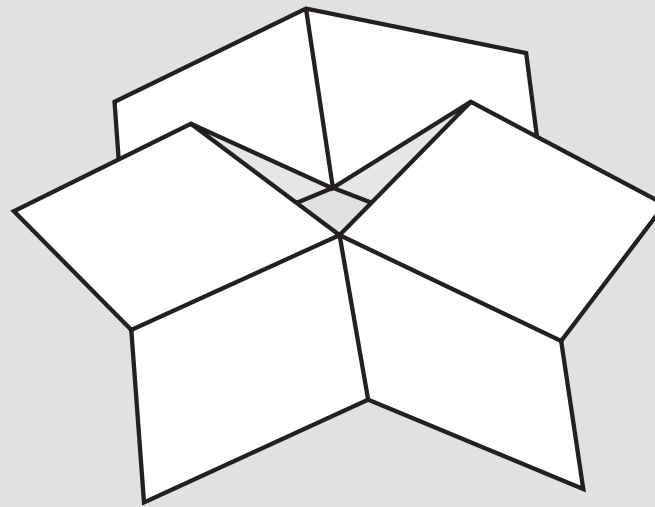
(2) Fold the paper horizontally.



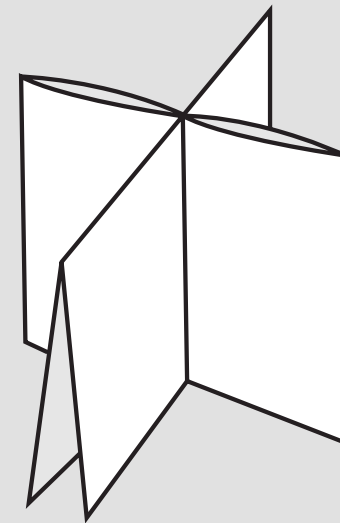
(3) Fold the two paper ends up to the middle, front and back. Then open those folds.



(4) Cut along the dotted line along the center from the middle to the fold, as shown.



(5) Grasping both sides of the middle from slit, pull apart and down.



(6) Fold into book form.

RMIT School of Art
Printmaking
Artists' Books

Louise Jennison (Lecturer)
Jazmina Cininas (Course Co-ordinator)