

---

Artists' Books

2022 Digital Zine Swap

Semester 2

[art.rmit.edu.au](http://art.rmit.edu.au)



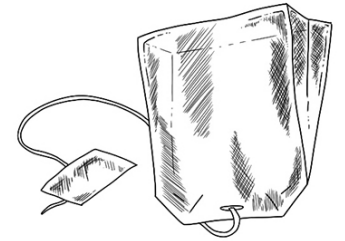
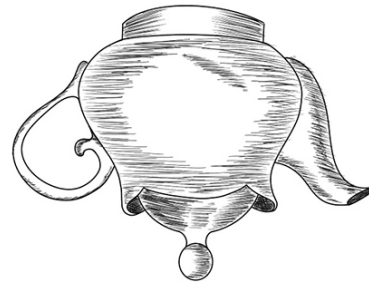
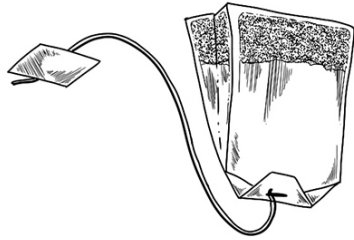

---

Ivry Elisabeth Barker  
Mya Cook  
Karmen Gibson  
Jade Goodsall  
Sharnin Hill  
Teegan Horat  
Nayeon Kim  
Chaewon Ko

Holly Lamprey  
Guaire McKenna  
The An Nguyen  
Vi An Nguyen  
Babette Price-Sofronidis  
Beth Sanderson  
Mol Stamatellis  
Kat Rae

Jade Goodsall

*jealous  
knows my*

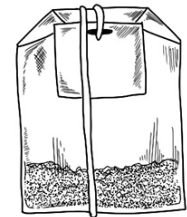
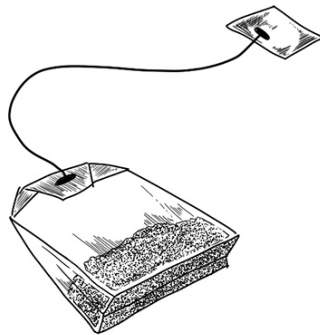


*Mick?*

*Cuppa?*

*it will make you*

*feel better*




*RMIT  
Zine Swap 2022*

*Jade Trevascus*

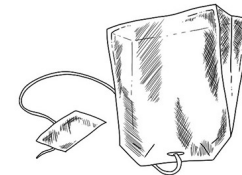
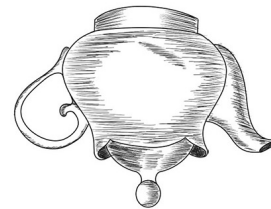
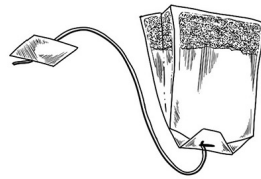
**FOLDING / CUTTING GUIDE :**

FOLD LINE

CUT LINE



*jealous  
knows my*



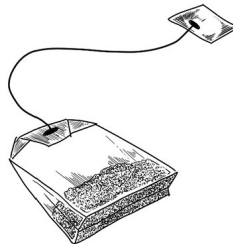
*Nick?*



*RMIT  
Zine Swap 2022*

1

*Cuppa?*



*Jade Trevascus*

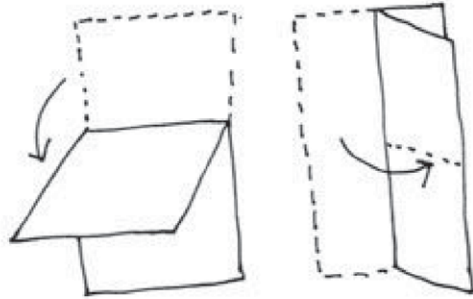


*it will make you  
feel better*

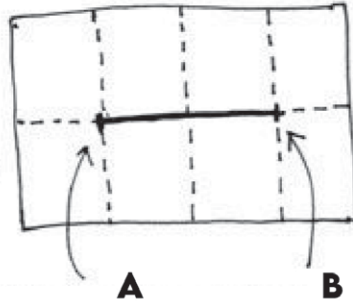
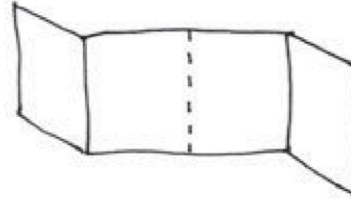


# HOW TO ASSEMBLE:

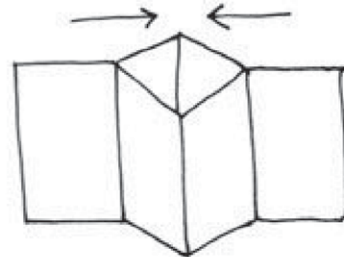
**1. FOLD PAPER IN HALF,  
(BOTH LENGTH + WIDTH WAYS)**



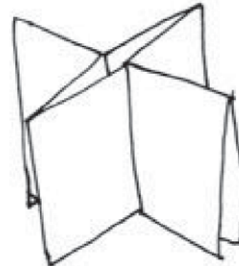
**2. FOLD DOWN LENGTH WAYS  
AND THEN FOLD ENDS INTO  
THE MIDDLE TO CREATE  
4 EQUAL SECTIONS.**



**3. UNFOLD PAPER AND CUT  
THROUGH THE MIDDLE OF THE PAPER  
FROM POINT A TO POINT B.**



**4. FOLD BACK DOWN LENGTHWAYS  
AND PUSH IN CENTRE OF THE BOOK**



**5. FLATTEN PAGES INTO  
'BOOK' SHAPE**



**6. MAKE SURE THE FIRST PAGE  
IS AT THE FRONT.**

ENJOY YOUR ZINE!

---

RMIT School of Art  
Printmaking  
Artists' Books

Louise Jennison (Lecturer)  
Jazmina Cininas (Course Co-ordinator)