
Artists' Books

2020 Digital Zine Swap



art.rmit.edu.au



Elsie Bishop
Hung Hin Chan
Ryley Clarke
Emily Cork
Olivia Dainton
Yulin Du (Veronica)
Jade Goodsall
Georgia Green
Mikari Gunji
Isabella Hope-Miller
Luka Jerkovic

Lu Li (Clare)
Yiyang Li (Vicky)
Jingfan Luo (Beverly)
Phuong Nhu Nguyen
Umi Otto
Siyu Pan (Ricky)
Thea Quinlan
Claire Wakeford
Hugo Webster
Chiara Zeta




Mikari Gunji



Light.

Mikari Gunji





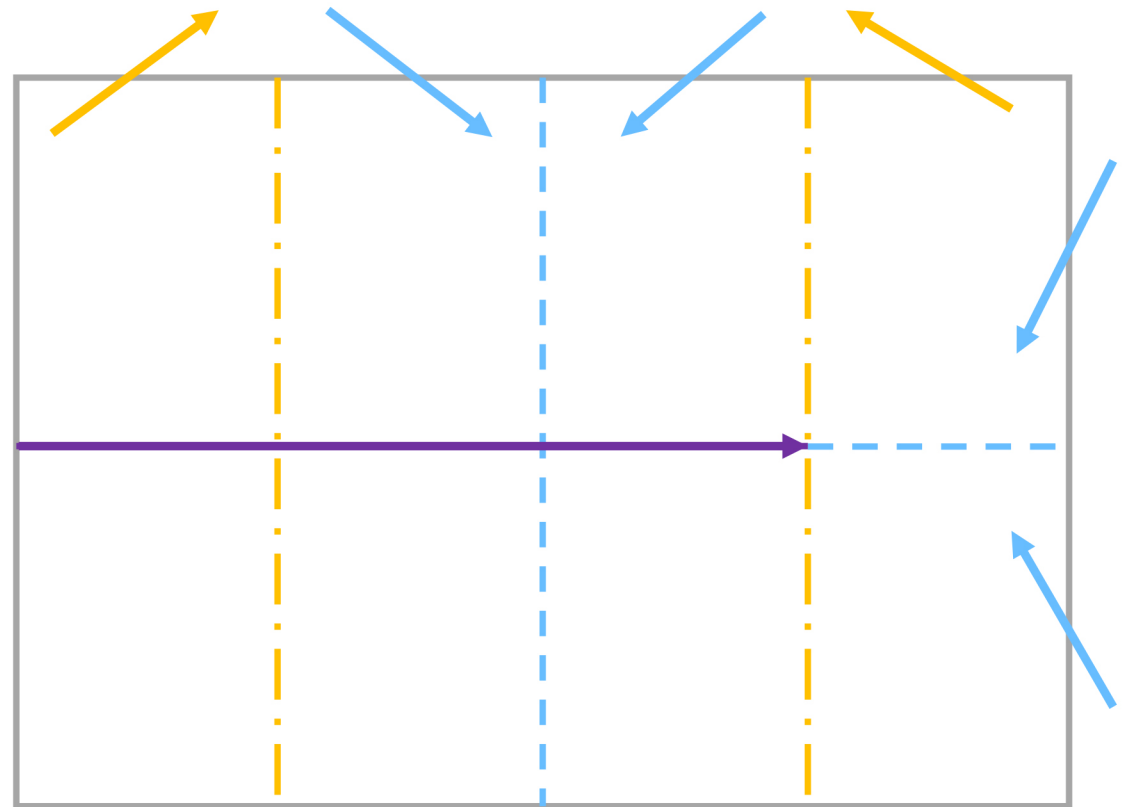
Folding Instruction

Zine is double sided. Make sure purple line on each side is at same place and facing right way.

Mountain fold 

Valley fold 

Cut 



1. Fold paper in half, lengthwise, and open.
2. Fold in half, widthwise.
3. Turn over each side so fold becomes like mountain.
4. Open and cut the line.
5. Fold again to make simple accordion zine.

RMIT School of Art
Printmaking
Artists' Books

Louise Jennison (Lecturer)
Jazmina Cininas (Course Co-ordinator)