
Artists' Books

2022 Digital Zine Swap

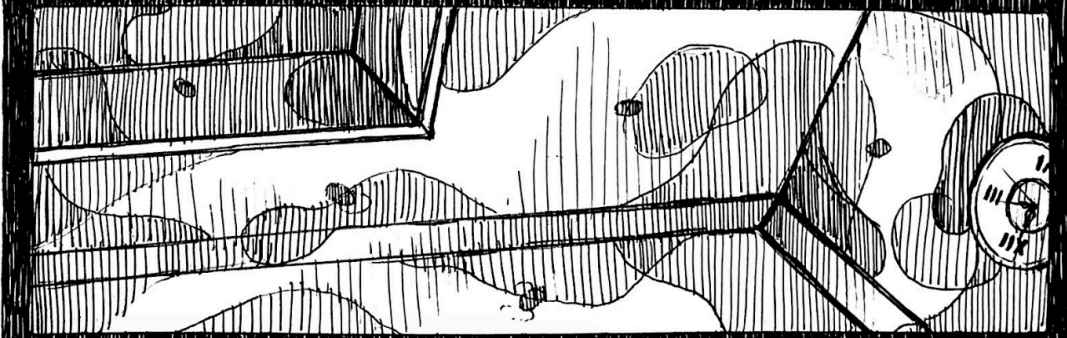



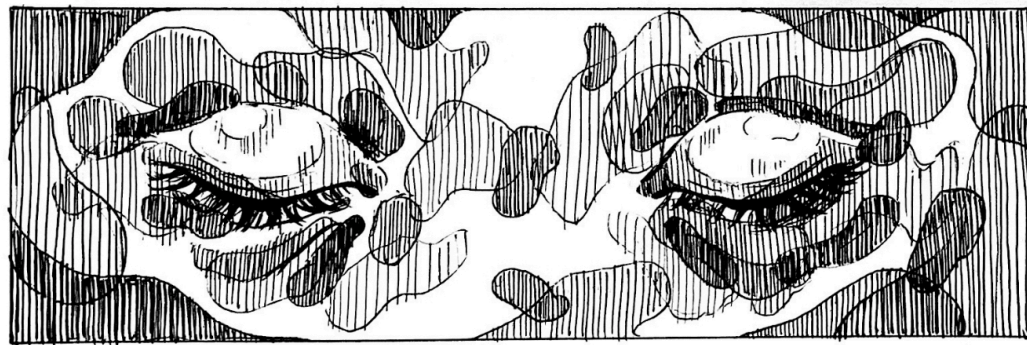


art.rmit.edu.au



Imke Breayley
Bethany Carson
Lucas Jennings
Sharon Lesley
Lazidis
Wenjun Liu
Oliver Lu

Sienna Mensch
Jia Yi Quek
Rini Siahay
Jale Sezai
Anh Phuong Au
Truong
Levi Warren

Rini Siahay



Instructions on how to make 'Counting Sheep' zine:




1. After printing the PDF, cut off the white border.



(so you're left with this)



2. Fold in half. Open it up again.



3. Fold in half lengthways. Open it up again.




4. Fold the top and bottom sides to the centre.



(like this)



5. Open it up again.



6. Make a cut along this line.



7. Fold in half and open up the cut.



8. Push together until this 'X' shape is formed.



9. Flatten.



10. Fold to form front and back covers.

RMIT School of Art
Printmaking
Artists' Books

Louise Jennison (Lecturer)
Jazmina Cininas (Course Co-ordinator)