
Artists' Books

2022 Digital Zine Swap

art.rmit.edu.au



Imke Breayley
Bethany Carson
Lucas Jennings
Sharon Lesley Lazidis
Wenjun Liu
Oliver Lu

Sienna Mensch
Jia Yi Quek
Rini Siahay
Jale Sezai
Anh Phuong Au Truong
Levi Warren

Sharon Lesley Lazidis

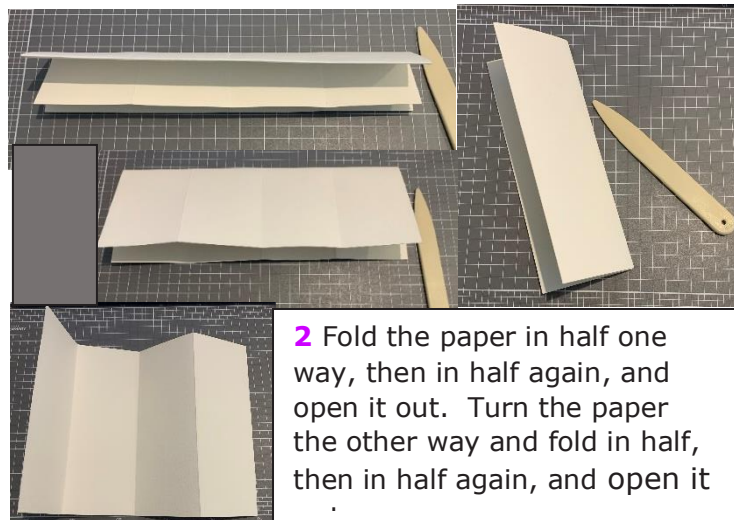
A Day in The
Life of
NOELLE




How to make a spiral concertina zine




1 Start with a piece of paper – this one is A4.




2 Fold the paper in half one way, then in half again, and open it out. Turn the paper the other way and fold in half, then in half again, and open it



3 The result is a set of rectangles defined by the fold lines.




4 This is a good time to add artwork to the rectangles (boxes) on the page, or map out how the images might go.



5 This coloured line shows where to cut the page to produce the spiral concertina zine.



6 The boxes are folded in a backwards and forwards pattern in concertina style according to the spiral produced by the cut lines.



7 The Zine folds up to this size and shape.



RMIT School of Art
Printmaking
Artists' Books

Louise Jennison (Lecturer)
Jazmina Cininas (Course Co-ordinator)