

---

# Artists' Books

## 2022 Digital Zine Swap

[art.rmit.edu.au](http://art.rmit.edu.au)



---


Imke Breayley  
Bethany Carson  
Lucas Jennings  
Sharon Lesley  
Lazidis  
Wenjun Liu  
Oliver Lu

Sienna Mensch  
Jia Yi Quek  
Rini Siahay  
Jale Sezai  
Anh Phuong Au  
Truong  
Levi Warren

Sienna Mensch



LITTLE  
DRAWINGS  
SIENNA MENSCH





# T-CUT BOOK INSTRUCTIONS

tools : bone folder, cutting knife and mat,  
metal ruler

materials : a4 paper

\* print double sided\*

step 1 : fold side b in half, lengthwise.

step 2 : open back up and turn over. fold  
side a in half widthwise. keep closed

step 3 : fold one open edge to the fold.

step 4 : turn over and fold the other edge to  
the fold.

step 5 : open. make sure side b is facing up.  
with the cutting knife against the metal ruler,  
cut from point 1 to point 2 along the fold  
(see step 5 picture instruction).

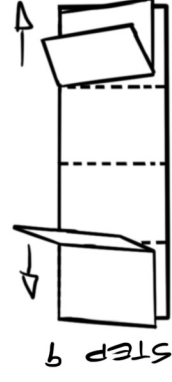
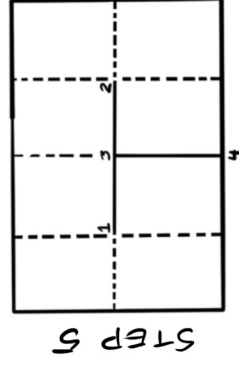
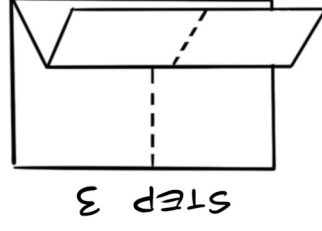
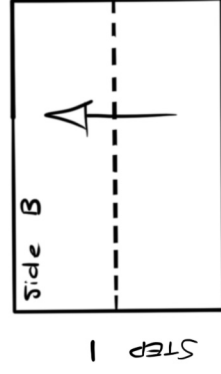
step 6 : now cut from point 3 to point 4  
along the fold.

step 7 : rotate the paper so the t cut is  
upside down.

step 8 : fold the paper in half length wise.

step 9 : open the centre flaps like cupboard  
doors so they fold outwards. use bone  
folder to flatten and restrain the fold.

step 10 : fold up, accordion style.



SIDE A



LITTLE  
DRAWINGS  
SIGNED HENSKI



SIDE B



---

RMIT School of Art  
Printmaking  
Artists' Books

Louise Jennison (Lecturer)  
Jazmina Cininas (Course Co-ordinator)