
Artists' Books

2021 Digital Zine Swap

art.rmit.edu.au




Lazarus Acres
Harry Andrews
Fergus Arundel
Charlotte Brown
Ashtyn Burnside
Mikayla Cairney
Ali Choudhry
Athena Day
Zhuofan Dong
George Jefford

Xinzhi Li
Christine Murray
Christine Nguyen
Kat Parker
Indiana Petkovic
Kathryn Ruddick
Cameron Aleksandor Sharrock
Zina Sofer
Pam Swanborough
Hongjia Wen
Lala Zarei

Zina Sofer






Square Flexagon instructions

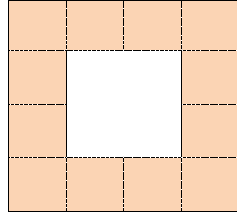
Tools: bone folder, scissors, knife.

Material: square piece of paper 21.6cm (8 1/2")


1. Fold paper in half and open.



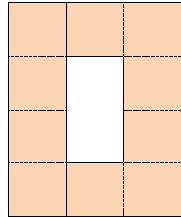
5. Cut out the four squares in the middle using knife or scissors



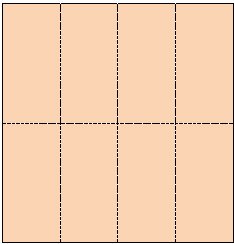
2. Fold ends in to the middle and open



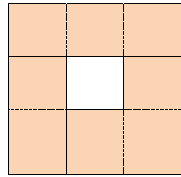
6. Fold the left column into the centre



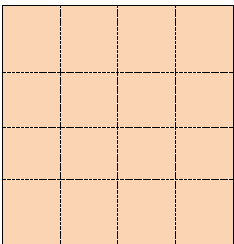
3. Fold paper in half and open



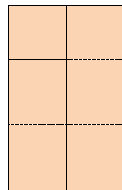
7. Fold top row into the centre



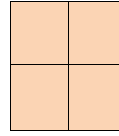
4. Fold ends in to the middle and open
At this stage you should clearly see 16 equal squares



8. Fold right column into the centre



9. Fold bottom row into the centre and carefully slot the bottom left square under the middle left square. By now you should end up with four interlocking squares.



Front page layout (180 degrees rotation)

3d	3c	1c	5a
1d			5d
5b			1b
5c	1a	3a	3b

Back page layout (180 degrees rotation)

4a	4b	2c	6b
2d			6c
6a			2b
6d	2a	4d	4c

This zine is six images square flexagon.

To read the flexagon fold the flexagon away from you along the middle and open new image from the centre. The centre edge is now horizontal, turn the book so the open edge is vertical again and continue in the same way until you will discover all 6 images.

Enjoy.

RMIT School of Art
Printmaking
Artists' Books

Louise Jennison (Lecturer)
Jazmina Cininas (Course Co-ordinator)